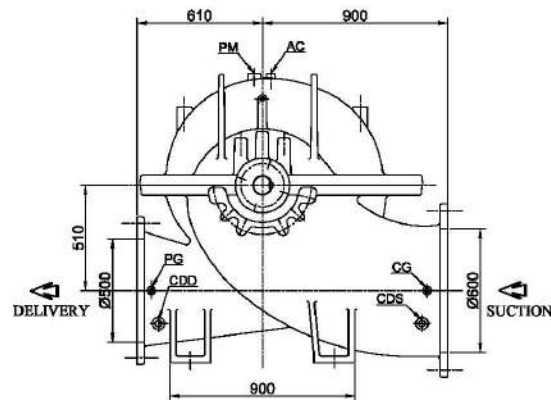
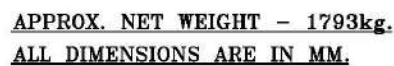
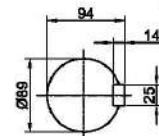


GENERAL ARRANGEMENT DRAWING FOR SINGLE STAGE AXIALLY SPLIT CASE PUMP MODEL - 20HS19

**CLOCK-WISE ROTATION  
LOOKING FROM DRIVE END**



**SCALE - 4:1**  
**SHAFT DETAIL AT**  
**COUPLING END**



CONNECTION		
ITEM	DESCRIPTION	SIZE(NPT)
GD	GLAND DRAIN	1"
CG	COMPOUND GAUGE FOR SUCTION	3/8"
PG	PRESSURE GAUGE FOR DELIVERY	3/8"
AC	AIR COCK	3/8"
PM	PRIMING	1 1/4"
CDS	CASING DRAIN(SUCTION SIDE)	1"
CDD	CASING DRAIN(DELIVERY SIDE)	1"

**\*\* GAUGE CONNECTIONS DRILLED AND TAPPED ONLY  
WHEN SPECIFICALLY REQUESTED BY THE CUSTOMER.**

[illegible]