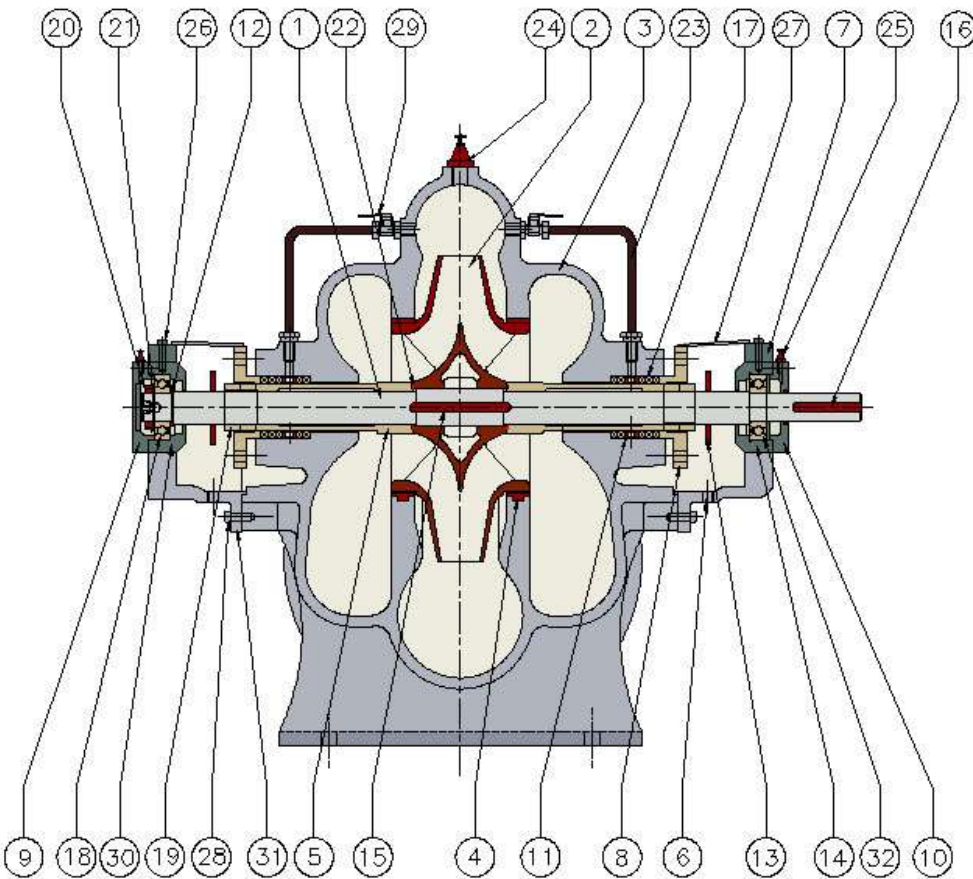


Single Stage NFPA20 Fire Pump with Integral Bearing Bracket

CROSS SECTIONAL DRAWING FOR SINGLE STAGE HORIZONTAL SPLIT CASE FIRE PUMP WITH PACKED GLAND



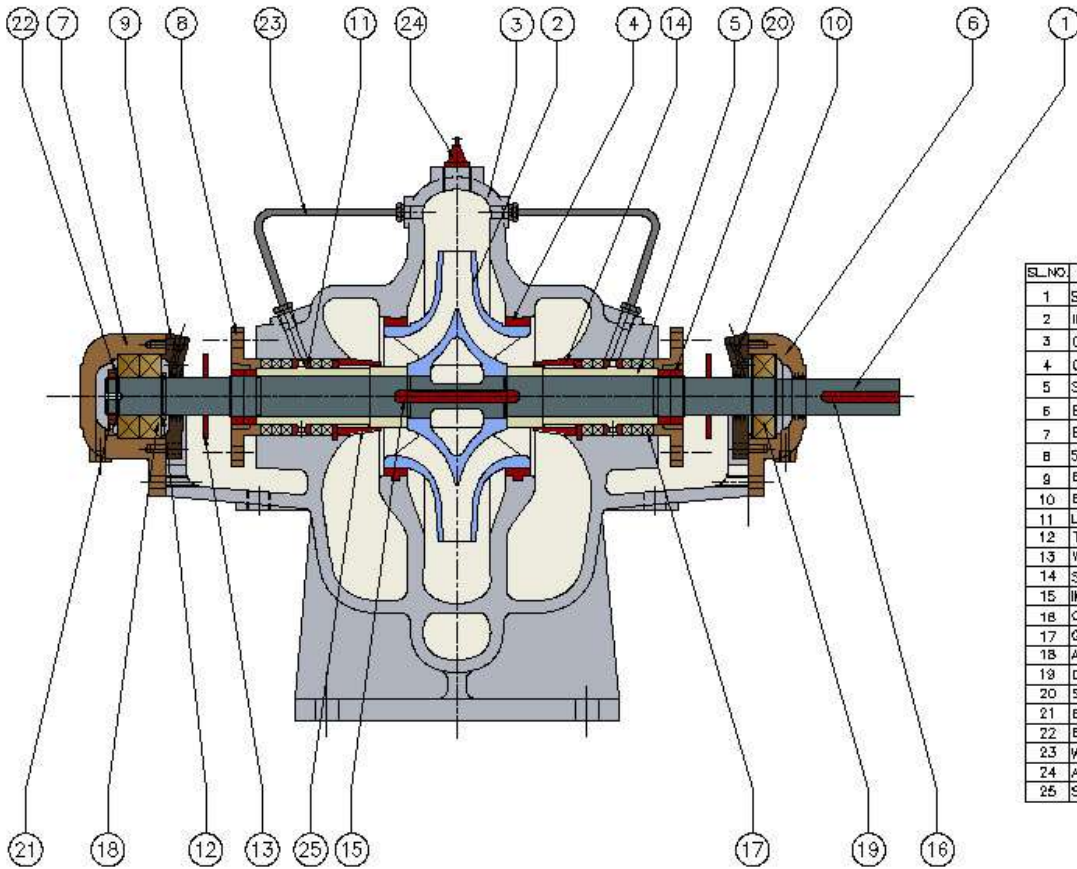
SL.NO.	DESCRIPTION	QTY.	PART NO.
1	SHAFT	1	101
2	IMPELLER	1	102
3	CASING	1	183
4	CASING WEAR RING	2	129
5	SHAFT SLEEVE	2	150
6	BEARING BRACKET (P.E)	1	254
7	BEARING BRACKET TOP CLAMP	2	255
8	SPLIT GLAND	2	144
9	BEARING END COVER (F.E)	1	133
10	BEARING END COVER (P.E.)	1	134
11	LANTERN RING	2	149
12	THRUST COLLAR	1	125
13	WATER THROWER	2	145
14	BEARING HOUSING (P.E)	1	256
15	IMPELLER KEY	1	180
16	COUPLING KEY	1	138
17	GLAND PACKING	-	143
18	DEEP GROOVE BALL BEARING (F.E)	1	257
19	SLEEVE NUT (LH & RH)	2+2	146
20	LOCK NUT	1	141
21	LOCK WASHER	1	142
22	O-RING (SLEEVE)	2	156
23	SEAL FLUSHING LINE	2	118
24	AIR RELEASE COCK	1	114
25	GREASE NIPPLE	2	258
26	LOCKING PIN FOR TOP CLAMP	2	259
27	SHAFT GUARD	2	252
28	DOWEL PIN FOR BEARING BRACKET	4	245
29	BALL VALVE	2	-
30	BEARING HOUSING (F.E)	1	270
31	BEARING BRACKET (F.E)	1	271
32	DEEP GROOVE BALL BEARING (P.E)	1	272

** P.E- POWER END , F.E -FREE END.

FISHER PUMP

Single Stage NFPA20 Fire Pump with Integral Bearing Bracket

INTEGRATED CROSS-SECTIONAL DRAWING FOR NFPA 20 SINGLE STAGE FIRE PUMP WITH PACKED GLAND

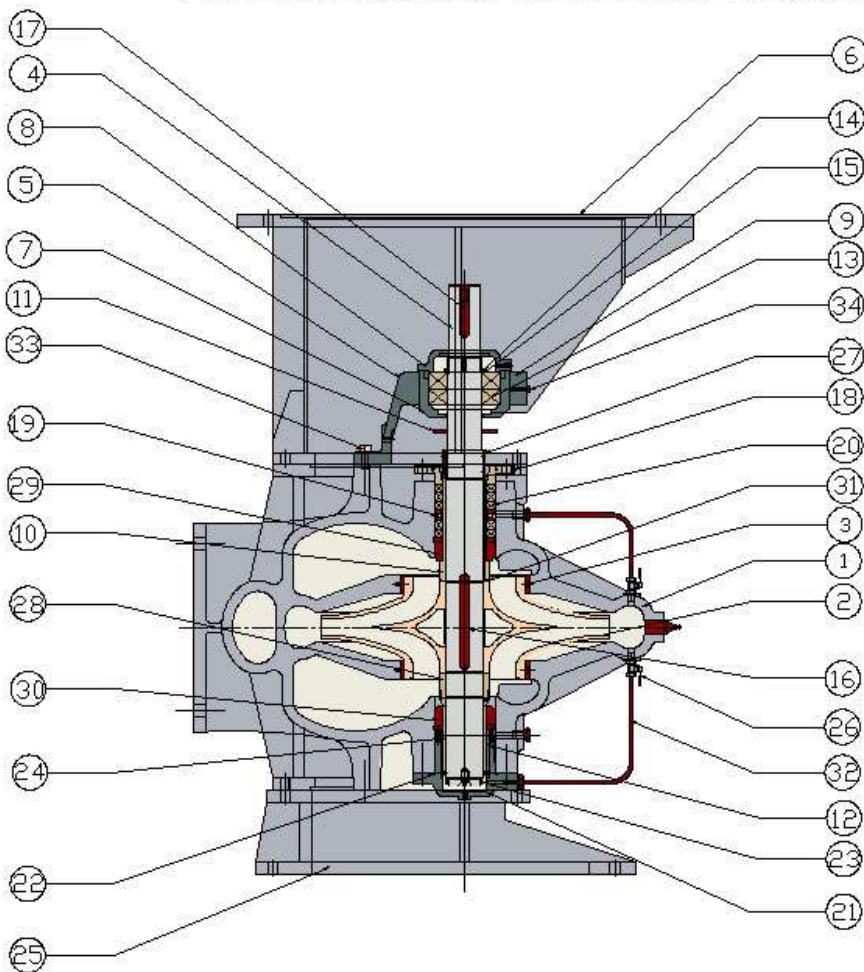


SL.NO.	DESCRIPTION	QTY.	PART NO.
1	SHAFT	1	101-I
2	IMPELLER	1	102-I
3	CASING	1	183-I
4	CASING WEAR RING	2	129-I
5	SHAFT SLEEVE	2	150-I
6	BEARING HOUSING (P.E)	1	258-I
7	BEARING HOUSING (F.E)	1	270-I
8	SPLIT GLAND	2	144-I
9	BEARING END COVER (F.E.) INNER	1	277-I
10	BEARING END COVER (P.E.) INNER	1	276-I
11	LANTERN RING	2	148-I
12	THRUST COLLAR	1	125-I
13	WATER THROWER	2	145-I
14	STUFFING BOX BUSH (P.E)	1	260-I
15	IMPELLER KEY	1	180-I
16	COUPLING KEY	1	138-I
17	GLAND PACKING	-	143-I
18	ANGULAR CONTACT BALL BEARING (F.E)	2	257-I
19	DEEP GROOVE BALL BEARING (P.E)	1	272-I
20	SLEEVE NUT (LH & R.H)	2+2	146-I
21	BEARING LOCK NUT	1	141-I
22	BEARING LOCK WASHER	1	142-I
23	WATER SEALING PIPE	2	118-I
24	AIR RELEASE COCK	1	114-I
25	STUFFING BOX BUSH (F.E)	1	262-I

FISHER PUMP

Single Stage NFPA 20 Fire Pump in Vertical Configuration

CROSS SECTIONAL DRAWING FOR SINGLE STAGE VERTICAL SPLIT-CASE PUMP WITH PACKED GLAND WITH STUFFING BOX BUSH AND IMPELLER NUT



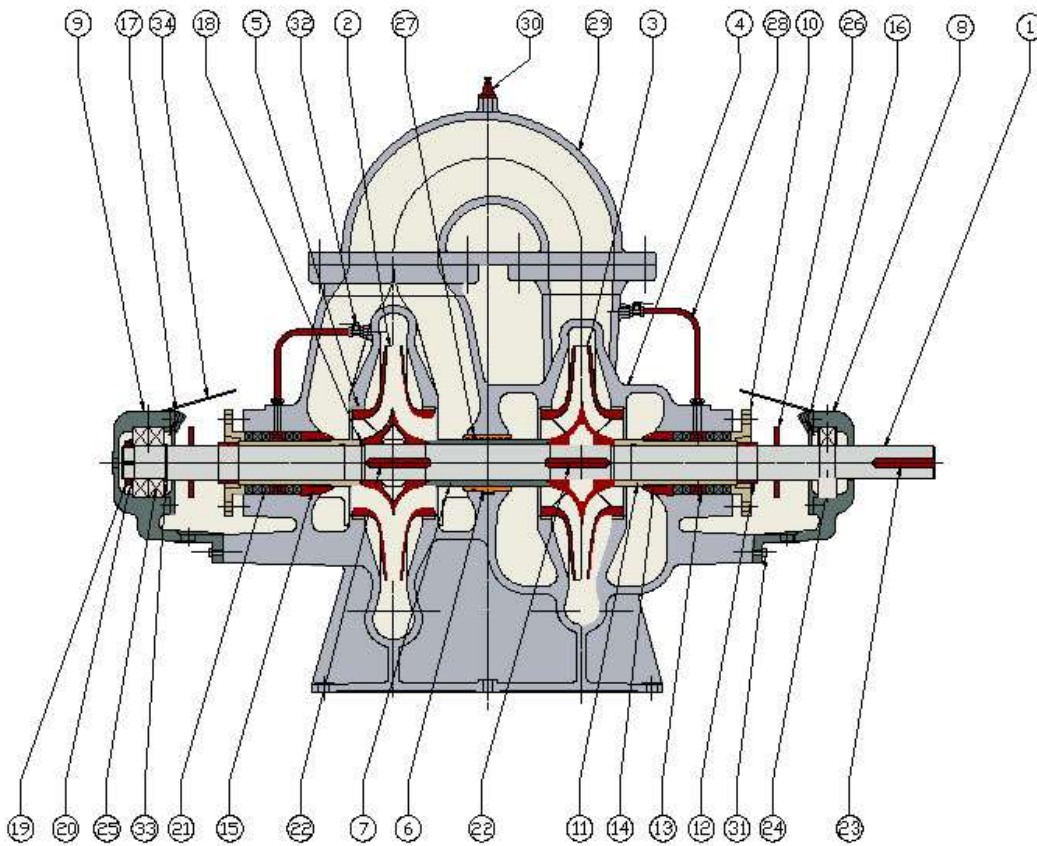
SL.NO.	DESCRIPTION	QTY.	PART NO.
1	CASING	1	178
2	IMPELLER	1	102
3	CASING WEAR RING	2	129
4	SHAFT	1	177
5	BRG. BRACKET	1	249
6	MOTOR STOOL	1	172
7	BEARING HOUSING (P.E)	1	159
8	BEARING END COVER OUTER (P.E)	1	160
9	BEARING TOP CLAMP	1	255
10	SHAFT SLEEVE	1	150
11	WATER THROWER	1	169
12	BOTTOM BEARING BUSH (THORNDEN MAKE)	1	162
13	ANGULAR CONTACT BALL BEARING	1	195
14	BEARING LOCK NUT	1	163
15	BEARING LOCK WASHER	1	164
16	IMPELLER KEY	1	180
17	COUPLING KEY	1	138
18	SPLIT GLAND	1	144
19	LANTERN RING	1	149
20	GLAND PACKING	143	
21	BOTTOM BUSH CARRIER	1	166
22	O' RING FOR BOTTOM BUSH CARRIER	1	290
23	SLEEVE NUT (F.E)	1	289
24	SLEEVE UNDER BUSH (F.E)	1	176
25	PUMP STOOL	1	171
26	BALL VALVE	2	-
27	SLEEVE NUT (P.E)	2	146
28	IMPELLER NUT(F.E)	1	293
29	STUFFING BOX BUSH (P.E)	1	260
30	STUFFING BOX BUSH (F.E)	1	292
31	O' RING FOR SHAFT SLEEVE (P.E)	1	296
32	SEAL FLUSHING LINE	2	118
33	DOWEL PIN FOR BEARING BRACKET	2	245
34	LOCKING PIN FOR TOP CLAMP	1	259

** PE- POWER END , FE -FREE END

FISHER PUMP

Two Stage NFPA 20 Fire Pump with Two Double Entry Impellers and External Cross Over

TWO STAGE FIRE PUMP WITH TWO DOUBLE ENTRY IMPELLERS WITH PACKED GLAND



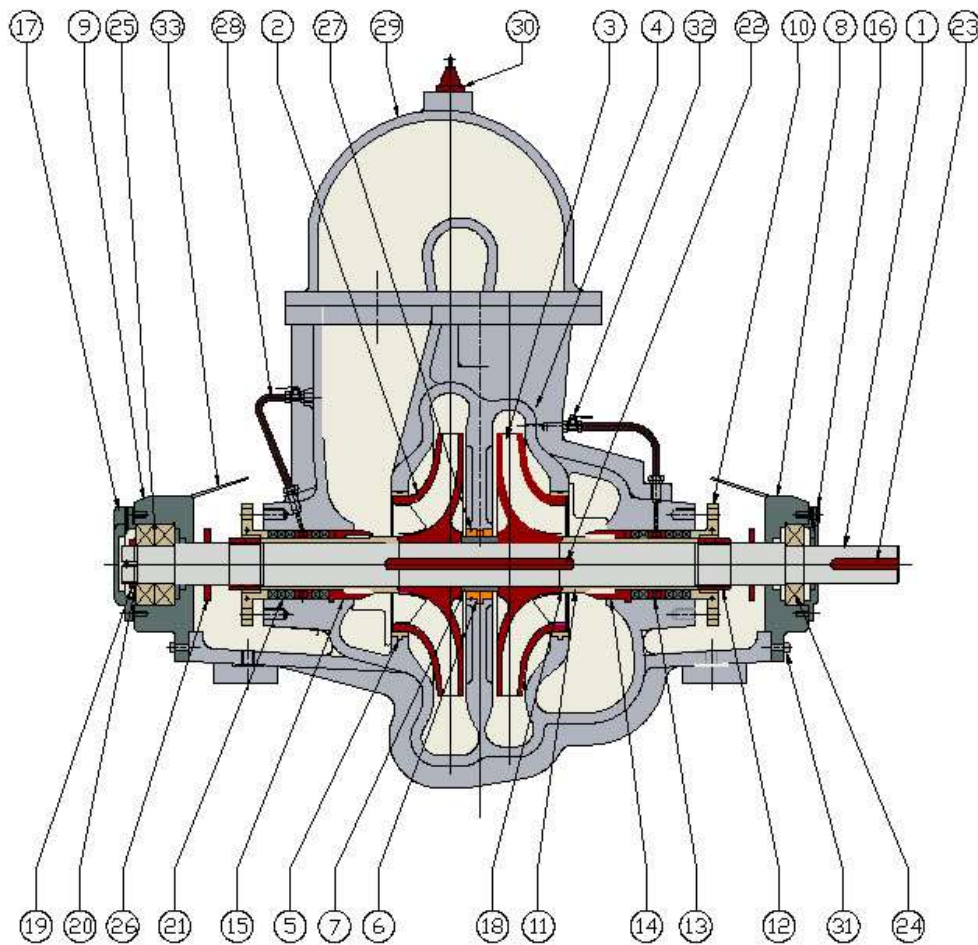
SLNO	DESCRIPTION	QTY	PART NO
1	SHAFT	1	101
2	IMPELLER 1st STAGE (L.H.)	1	102-L
3	IMPELLER 2nd STAGE (R.H.)	1	102-R
4	CASING	1	183
5	CASING WEAR RING	4	128
6	INTER STAGE BUSH	1	300
7	INTER STAGE COLLAR	1	301
8	BEARING BRACKET (P.E)	1	254
9	BEARING BRACKET (F.E)	1	271
10	SPLIT GLAND	2	144
11	SHAFT SLEEVE	2	150
12	SLEEVE NUT (L.H & R.H)	2+2	146
13	LANTERN RING	2	149
14	STUFFING BOX BUSH (P.E)	1	260
15	STUFFING BOX BUSH (F.E)	1	262
16	BEARING END COVER INNER (P.E)	1	276
17	BEARING END COVER INNER (F.E)	1	277
18	O' RING FOR SLEEVE	2	156
19	BEARING LOCK NUT	1	141
20	BEARING LOCK WASHER	1	142
21	GLAND PACKING	-	143
22	IMPELLER KEY	2	180
23	COUPLING KEY	1	138
24	BEARING AT POWER END	1	272
25	BEARING AT FREE END	2	257
26	WATER THROWER	2	145
27	O' RING FOR INTER STAGE BUSH	1	305
28	WATER SEALING PIPE	2	118
29	EXTERNAL CROSS OVER	1	306
30	AIR COCK	1	114
31	DOWEL PIN FOR BEARING BRACKET	4	245
32	BALL VALVE	2	-
33	THRUST COLLAR	1	125
34	SHAFT GUARD	2	252

** P.E - POWER END , F.E - FREE END.

FISHER PUMP

Two Stage NFPA 20 Fire Pumps with Two Single Entry Impellers and External Cross Over

CROSS SECTIONAL DRAWING FOR SINGLE ENTRY IMPELLER WITH EXTERNAL CROSS-OVER TWO STAGE PUMP WITH PACKED GLAND



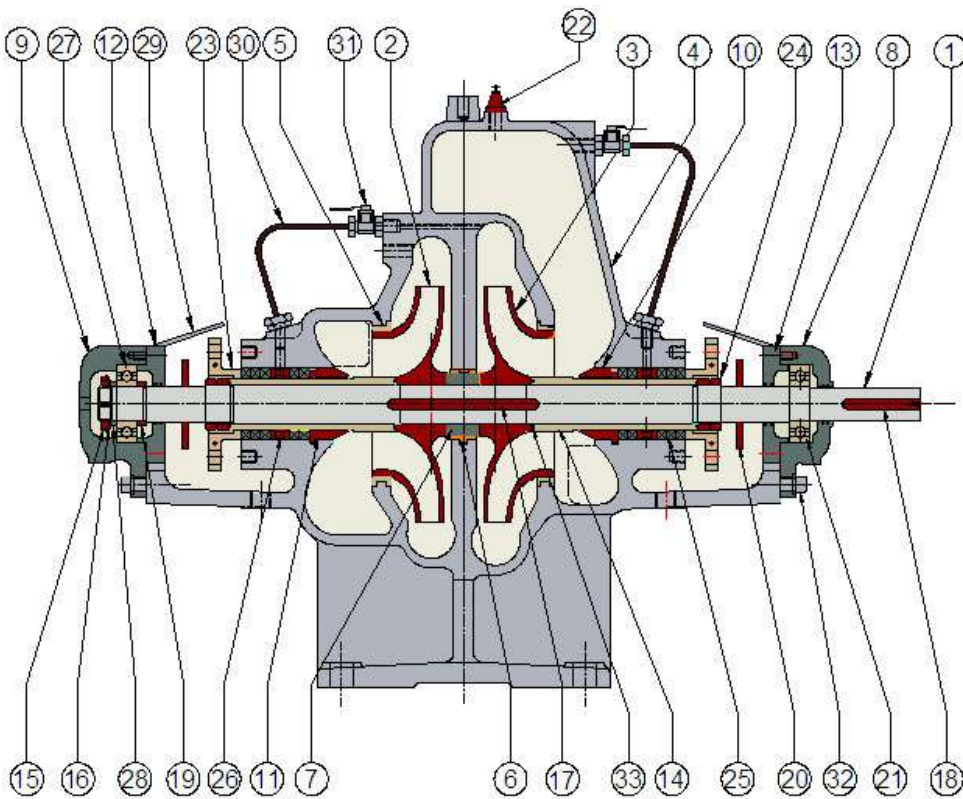
SL. NO.	DESCRIPTION	QTY.	PART NO.
1	SHAFT	1	101
2	IMPELLER 1st STAGE (L.H.)	1	102-L
3	IMPELLER 2nd STAGE (R.H.)	1	102-R
4	CASING	1	183
5	CASING WEAR RING	2	129
6	INTER STAGE BUSH	1	300
7	INTER STAGE COLLAR	1	301
8	BEARING BRACKET (P.E)	1	254
9	BEARING BRACKET (F.E)	1	271
10	SPLIT GLAND	2	144
11	SHAFT SLEEVE	2	150
12	SLEEVE NUT (L.H & R.H)	2+2	146
13	LANTERN RING	2	149
14	STUFFING BOX BUSH (P.E)	1	260
15	STUFFING BOX BUSH (F.E)	1	292
16	BEARING END COVER, OUTER (P.E)	1	134
17	BEARING END COVER, OUTER (F.E)	1	133
18	'O' RING FOR SLEEVE	2	156
19	BEARING LOCK NUT	1	141
20	BEARING LOCK WASHER	1	142
21	GLAND PACKING	-	143
22	IMPELLER KEY	1	180
23	COUPLING KEY	1	138
24	BEARING AT POWER END	1	272
25	BEARING AT FREE END	2	257
26	WATER THROWER	2	145
27	'O' RING FOR INTER STAGE BUSH	1	305
28	WATER SEALING PIPE	2	118
29	EXTERNAL CROSS OVER	1	306
30	AIR COCK	1	114
31	DOWEL PIN FOR BEARING BRACKET	4	245
32	BALL VALVE	2	-
33	SHAFT GUARD	2	252

** P.E - POWER END, F.E - FREE END.

FISHER PUMP

Two Stage NFPA 20 Fire Pumps with Two Single Entry Impellers and Internal Cross Over

CROSS SECTIONAL DRAWING FOR SINGLE ENTRY IMPELLER WITH INTERNAL CROSS-OVER TWO STAGE PUMP WITH PACKED GLAND



SLNO	DESCRIPTION	QTY	PART NO
1	SHAFT	1	101
2	IMPELLER 1st STAGE (L.H.)	1	102-L
3	IMPELLER 2nd STAGE (R.H.)	1	102-R
4	CASING	1SET	183
5	CASING WEAR RING	2	129
6	INTER STAGE BUSH	1	300
7	INTER STAGE COLLAR	1	301
8	BEARING BRACKET (P.E)	1	254
9	BEARING BRACKET (F.E)	1	271
10	STUFFING BOX BUSH (P.E)	1	260
11	STUFFING BOX BUSH (F.E)	1	292
12	BEARING END COVER INNER (F.E)	1	277
13	BEARING END COVER INNER (P.E)	1	276
14	SHAFT SLEEVE	2	150
15	BEARING LOCK NUT	1	141
16	BEARING LOCK WASHER	1	142
17	IMPELLER KEY	1	180
18	COUPLING KEY	1	138
19	THRUST COLLAR	1	125
20	WATER THROWER	2	145
21	DEEP GROOVE BALL BEARING (P.E)	1	272
22	AIR COCK	2	114
23	SPLIT GLAND	2	144
24	SLEEVE NUT (L.H & R.H)	2+2	146
25	GLAND PACKING	-	143
26	LANTERN RING	2	149
27	DEEP GROOVE BALL BEARING (F.E)	1	267
28	BEARING SPACER	1	228
29	SHAFT GUARD	2	262
30	WATER SEALING PIPE	2	116
31	BALL VALVE	2	-
32	DOWEL PIN FOR BEARING BRACKET	4	245
33	O RING FOR SLEEVE	2	158

** P.E - POWER END , F.E - FREE END

FISHER PUMP