GENERAL ARRANGEMENT DRAWING FOR END SUCTION BACK PULL OUT TYPE PUMP EF80310

CLOCK WISE ROTATION
LOOKING FROM DRIVE END

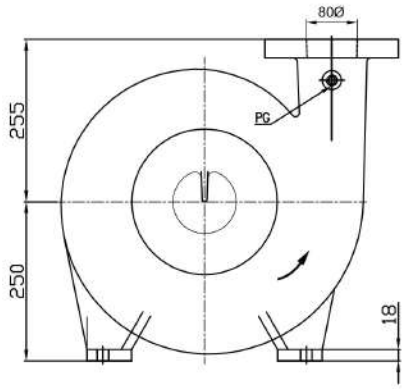

VIEW–'A'

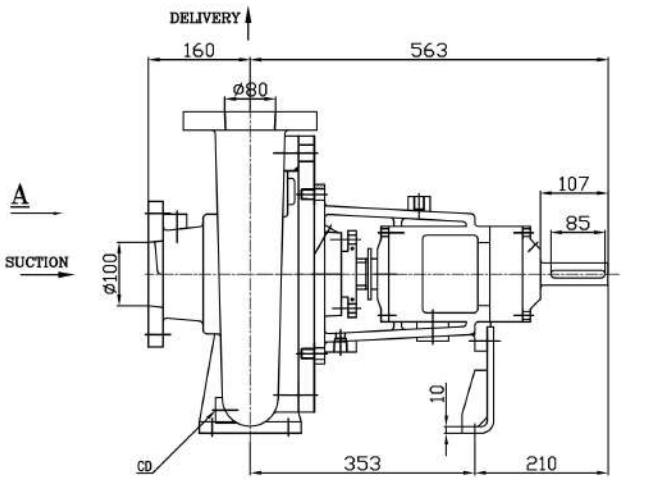

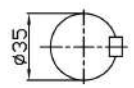

SCALE–3:1
SHAFT DETAILS
AT COUPLING END

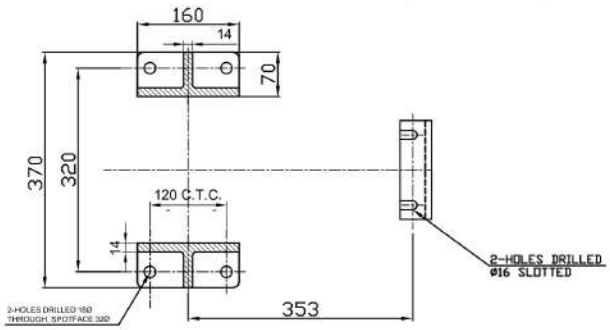

FOOT PRINT

PUMP WEIGHT 180kg(Approx)
ALL DIMENSIONS ARE IN MM.

CONNECTIONS		
ITEM	DESCRIPTION	SIZE(NPT)
PG/CG	PRESSURE GAUGE FOR DELIVERY	3/8"
AC	AIR COCK	3/8"
CD	CASING DRAIN	1/2"

** GAUGE CONNECTIONS DRILLED AND TAPPED ONLY WHEN SPECIFICALLY REQUESTED BY THE CUSTOMER.

REF. NO.	TYPE OF FLANGE	O.D.	P.C.D.	THK MIN	NO., SIZE OF HOLE	RF Ø	RF.THK	O.D.	P.C.D.	THK MIN	NO. SIZE OF HOLE	RF Ø	RF.THK
S	ANSI#125FF	9"	7-1/2"	15/16"	8, ø3/4"	—	—						
D	ANSI#250FF							8-1/4"	6-5/8"	1-1/8"	8, ø7/8"	—	—
		SUCTION – ø100						DELIVERY – ø80					

THIS DRG. MUST NOT BE COPIED WITHOUT WRITTEN PERMISSION AND THE CONTENTS THEREOF MUST NOT BE IMPARTED TO A THIRD PARTY NOR BE USED FOR ANY UNAUTHORISED PURPOSES. CONTRAVENTION WILL BE PROSECUTED.

FIRST ANGLE PROJECTION

REV. NO.	REVISION	ZONE	DATE	INITIAL	CHD.

FISHER PUMP

TITLE–
GA DRAWING FOR EF80310

DRN.	AD	18.05.20	SCALE	DRAWING NO.	IDENTIFICATION NO.	REV.
CHD.	AB	18.05.20	1:1	PSF/EF 80-310/GA-01		0
APPD.	NS	18.05.20				