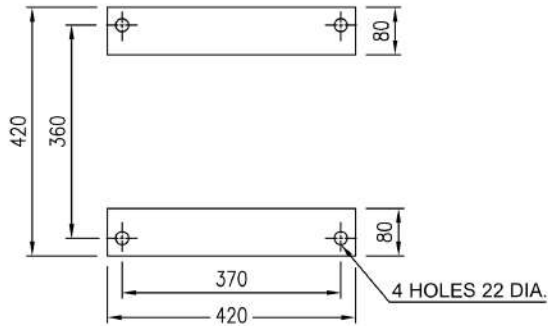
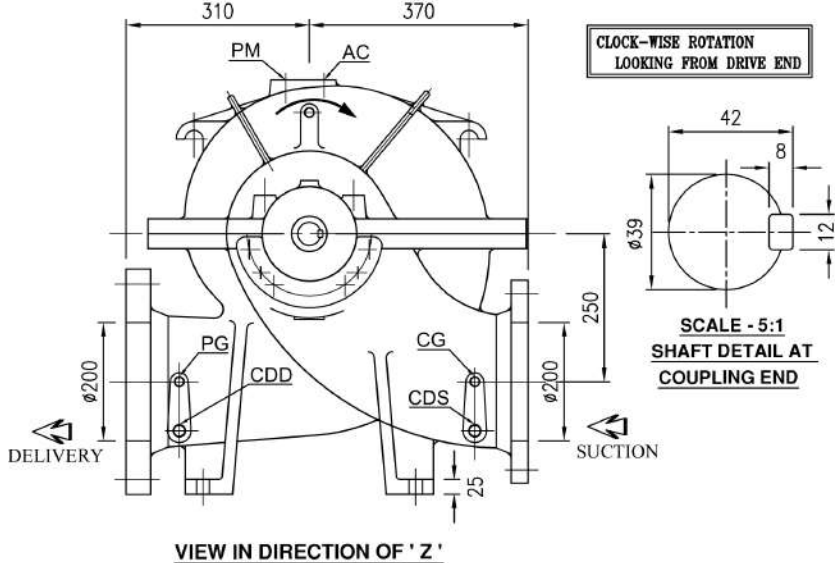
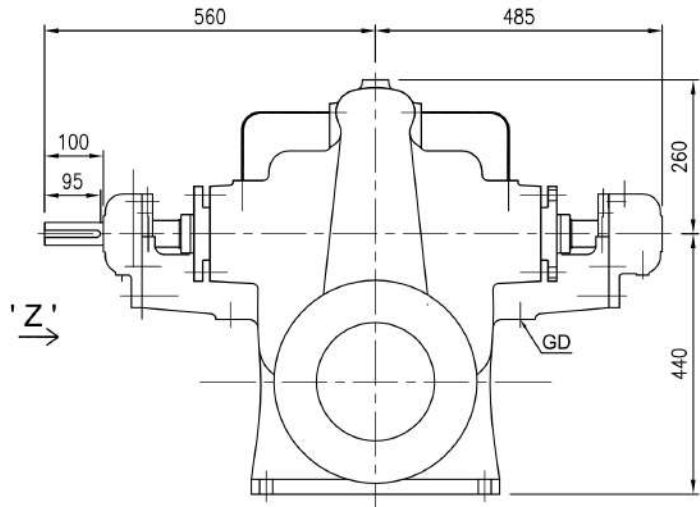


PUMP MODEL- 8HF12H

GENERAL ARRANGEMENT DRAWING FOR SINGLE STAGE AXIALLY SPLIT CASE PUMP MODEL - 8HF12H



APPROX. NET WEIGHT - 650kg.
ALL DIMENSIONS ARE IN MM.

CONNECTIONS		
ITEM	DESCRIPTION	SIZE(NPT)
GD	GLAND DRAIN	3/4"
CG	COMPOUND GAUGE FOR SUCTION	3/8"
PG	PRESSURE GAUGE FOR DELIVERY	3/8"
AC	AIR COCK	3/8"
PM	PRIMING	3/4"
CDS	CASING DRAIN(SUCTION SIDE)	1/2"
CDD	CASING DRAIN(DELIVERY SIDE)	1/2"

S	ANSI 125# RF	13-1/2"	11-3/4"	1-1/8"	B, 67/8"	--	--								
D	ANSI 250# RF							15"	13"	1-5/8"	12, 61"	--	--		
REF. NO.	TYPE OF FLANGE.	O.D.	P.C.D.	THK MIN	NO OF HOLES	SIZE OF HOLE	RF R.F.	THK FLANGE	O.D.	P.C.D.	THK MIN	NO OF HOLES	SIZE OF HOLE	RF R.F.	THK FLANGE
		SUCTION~ 200φ (8")				DELIVERY~ 200φ (8")									

FISHER PUMP											
TITLE- GA DRAWING FOR 8HF12H											SCALE 1:1
DRN	AD	03.07.14	DRG. NO.	PART NO.						REV	
CHKD	SR	03.07.14	PSF/8HF12H/GA-01	8122640-1						0	
APPD	MS	03.07.14									
REV	DESCRIPTION	DRN	CHKD	DATE							